



School Library Education Data

The School Library Education Data charts contain statewide totals for public school student enrollments, school library media centers, and certified school library media specialist assignments in school library media centers, along with three other school library measurement parameters - whether the district employs paid support staff in the school library media center, if the library is open the whole school day, and whether or not the library systems are automated. The data is from the Basic Education Data System (BEDS) annually reported by teachers and administrators across New York State. School Library Service personnel in the State Education Department have received the yearly reports and compiled this chart to show trends in library media centers, certified school library media specialists, paid library support staff, school libraries open the whole school day, and automated systems in libraries. The current charts the most recent three years from which data is available, 2005-06 school year until the 2007-08 school year.

Note: All data is divided Statewide except (exc) New York City NYC), or NYC only.
ROS = Rest of State, i.e., outside of New York City (NYC)

Viewers may note some current trends:

- In New York City, the number of school libraries without certified school library media specialists is increasing.
- The number of students enrolled in schools with certified school library media specialists in NYC has decreased slightly.
- Number of NYC schools reporting paid support staff in the school library media center is increasing slightly, along with the total student enrollment in these schools.
- The number of schools both ROS and NYC with automated systems is increasing, and the number of students served in institutions reporting automated systems is increasing.
- The overall number of certified school library media specialists and of paid support staff Statewide is relatively stable for the past three year.

School Library EDUCATION DATA

(Selective)

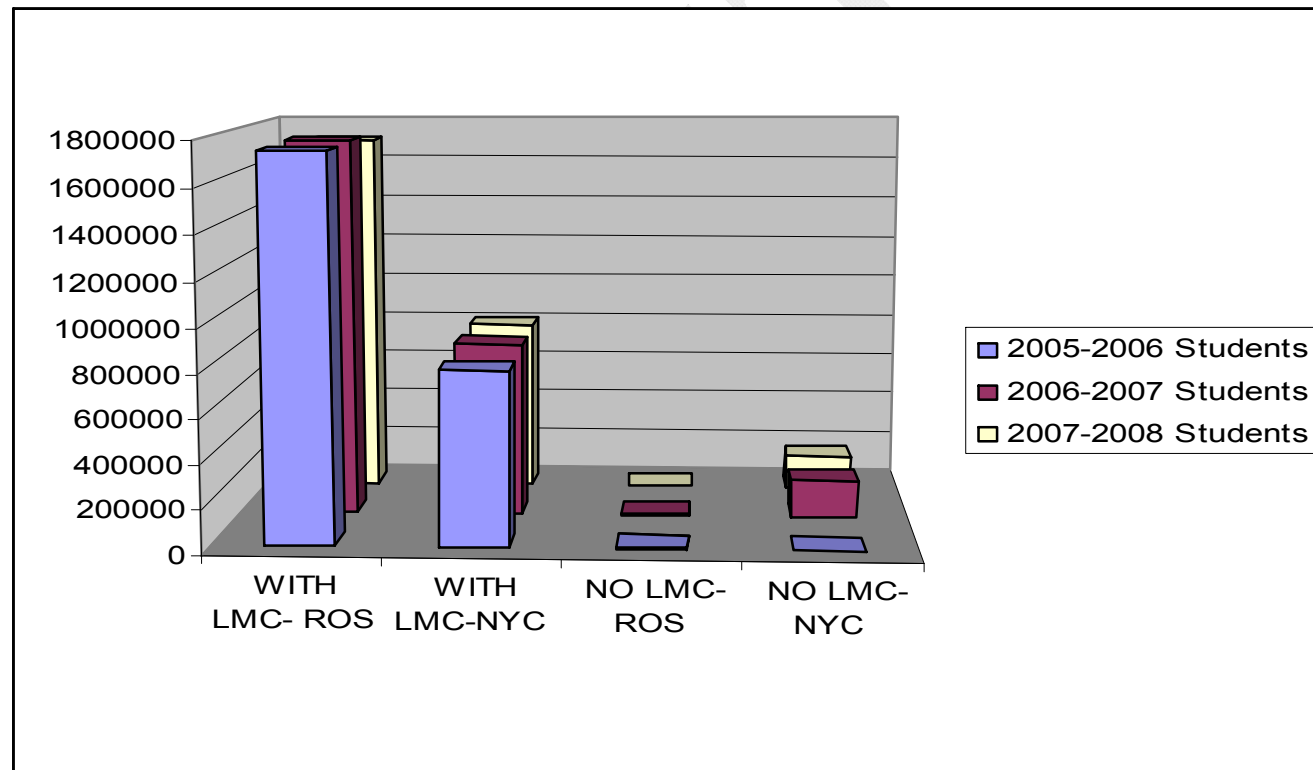
New York State Education Department

Source: Office of Information and Reporting Services

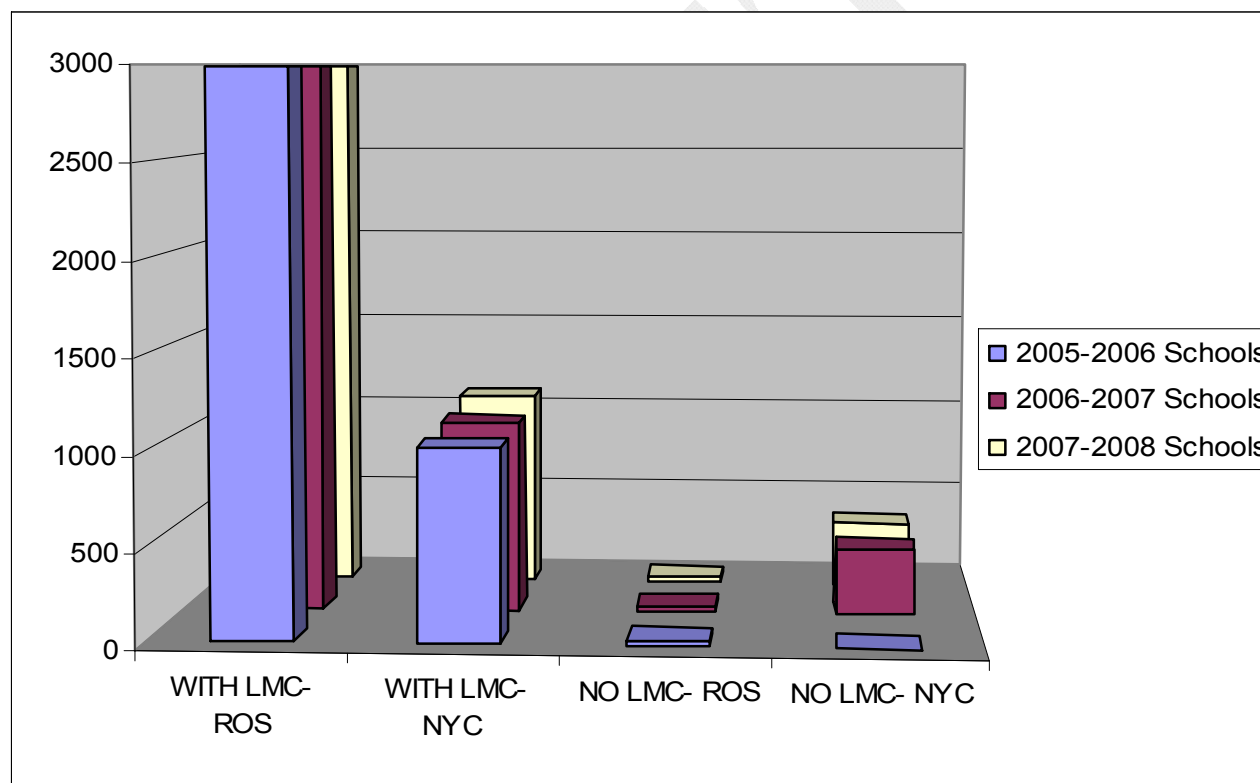
School Library Media Centers (LMC) Statewide

	2005-2006		2006-2007		2007-2008	
LIBRARY MEDIA CENTER (LMC) DATA- STATEWIDE/NYC	Students	Schools	Students	Schools	Students	Schools
SCHOOLS WITH LMC-STATEWIDE EXC NYC	1751024	2985	1751634	2984	1709911	2986
SCHOOLS WITH NO LMC-STATEWIDE EXC NYC	3856	27	7220	32	4074	29
SCHOOLS WITH LMC-NYC ONLY	794233	1025	807248	1038	806411	1083
SCHOOLS WITH NO LMC- NYC ONLY	NA	NA	174897	360	155867	352

Numbers of students served by School Library Media Centers (2005-2008, Statewide, NY)



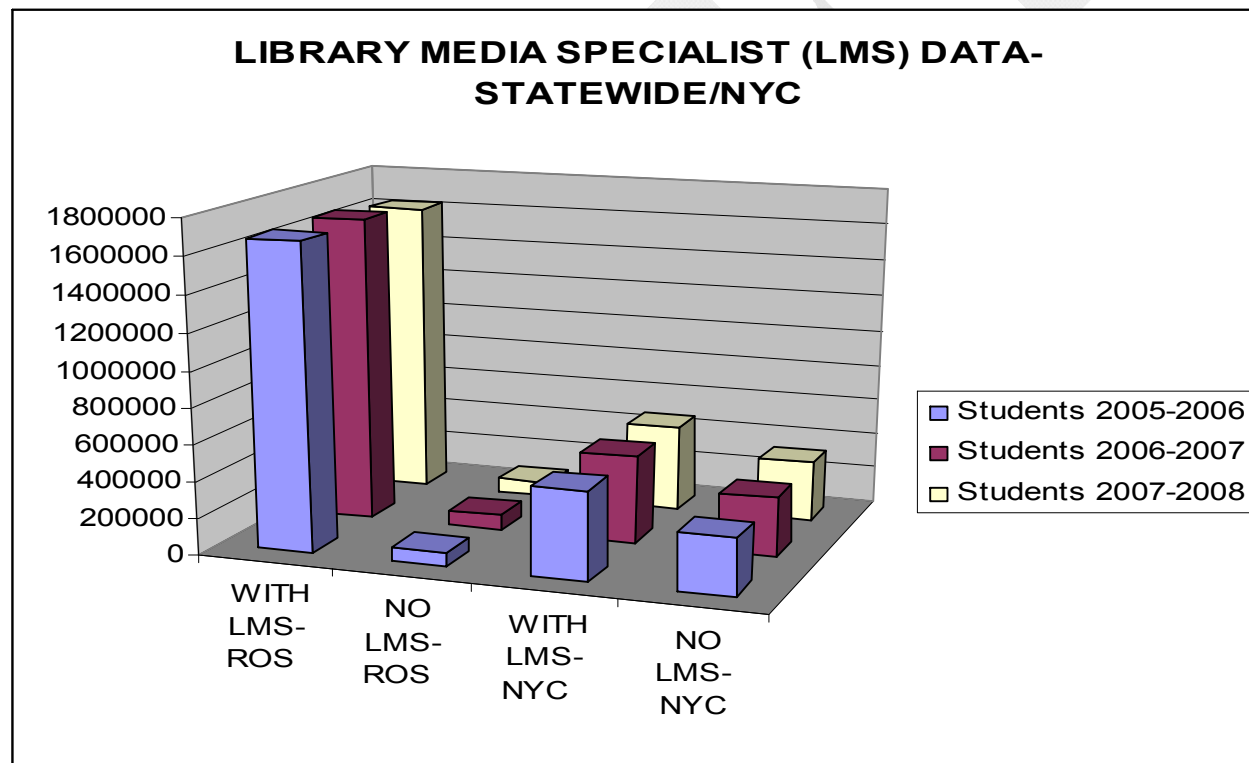
Number of schools with Library Media Centers (2005-2008, Statewide, NY)



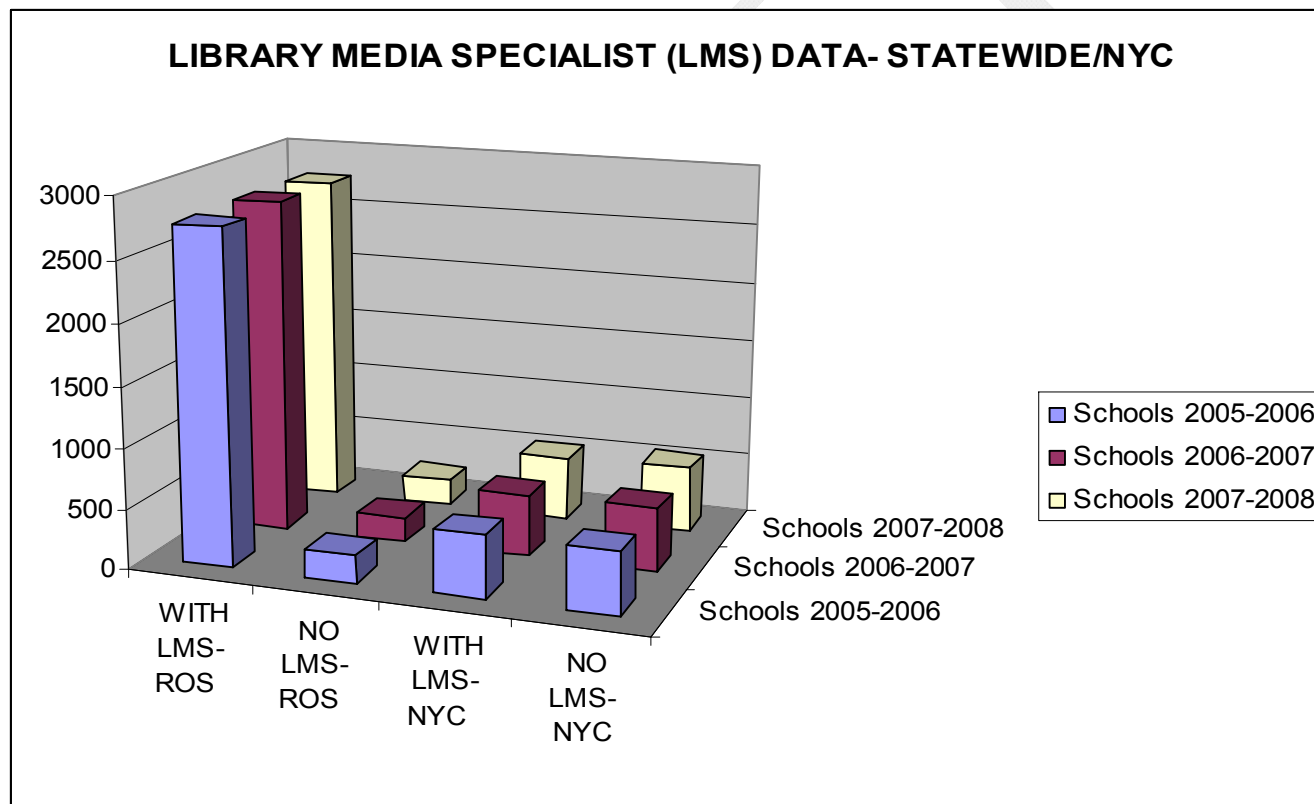
LIBRARY MEDIA SPECIALIST (LMS) DATA- STATEWIDE

	2005-2006		2006-2007		2007-2008	
LIBRARY MEDIA SPECIALIST (LMS) DATA- STATEWIDE/NYC	Students	Schools	Students	Schools	Students	Schools
SCHOOLS WITH LMS-STATEWIDE EXC NYC	1671238	2756	1675226	2773	1633095	2761
SCHOOLS WITH NO LMS-STATEWIDE EXC NYC	79786	229	83628	211	76816	225
SCHOOLS WITH LMS-NYC ONLY	484291	514	483586	515	473970	527
SCHOOLS WITH NO LMS- NYC ONLY	309942	511	323662	523	332441	556

Number of students served by Library Media Specialists (2005-2008, Statewide, NY)



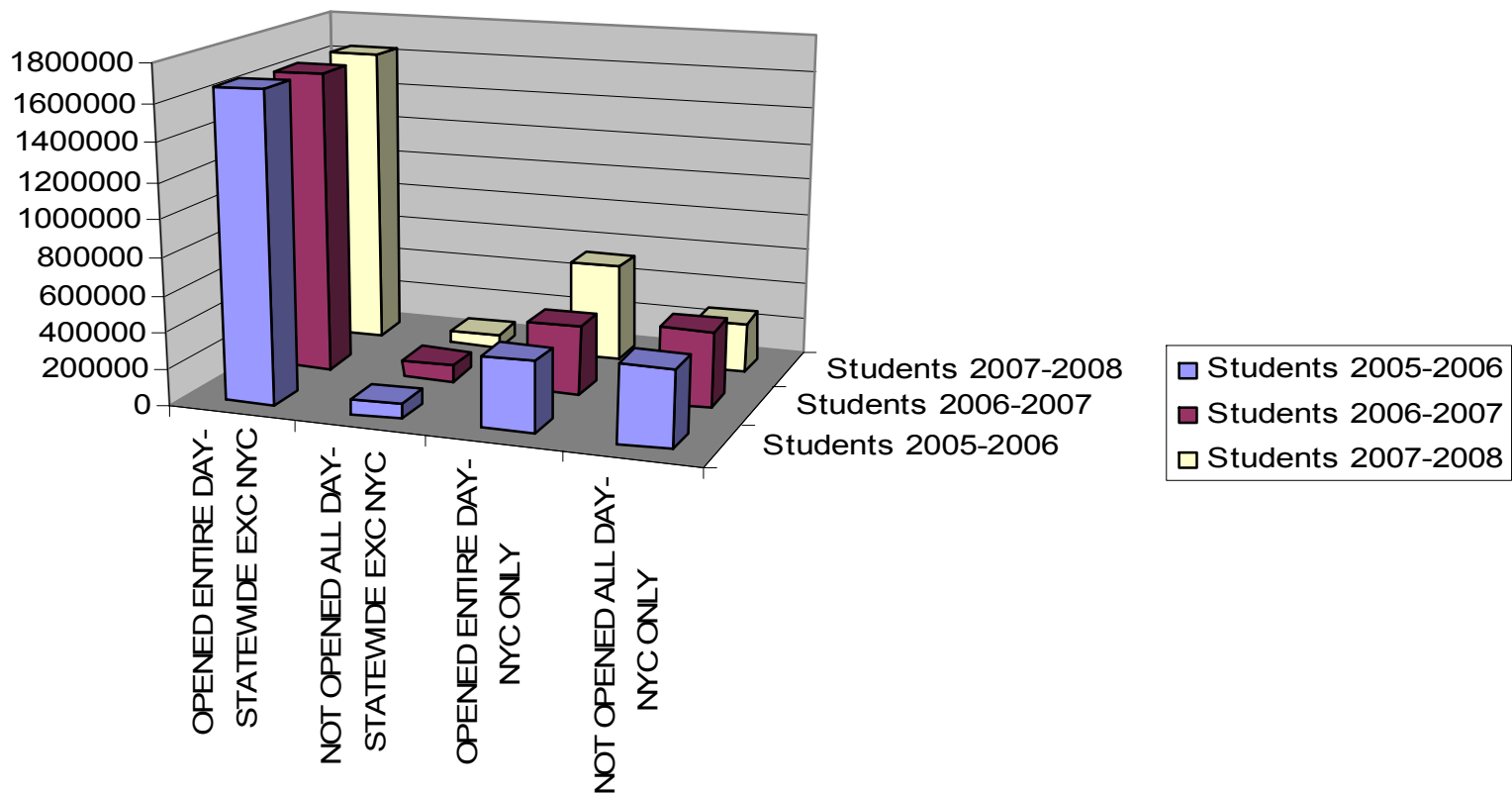
Number of schools served by Library Media Specialists (2005-2008, Statewide, NY)



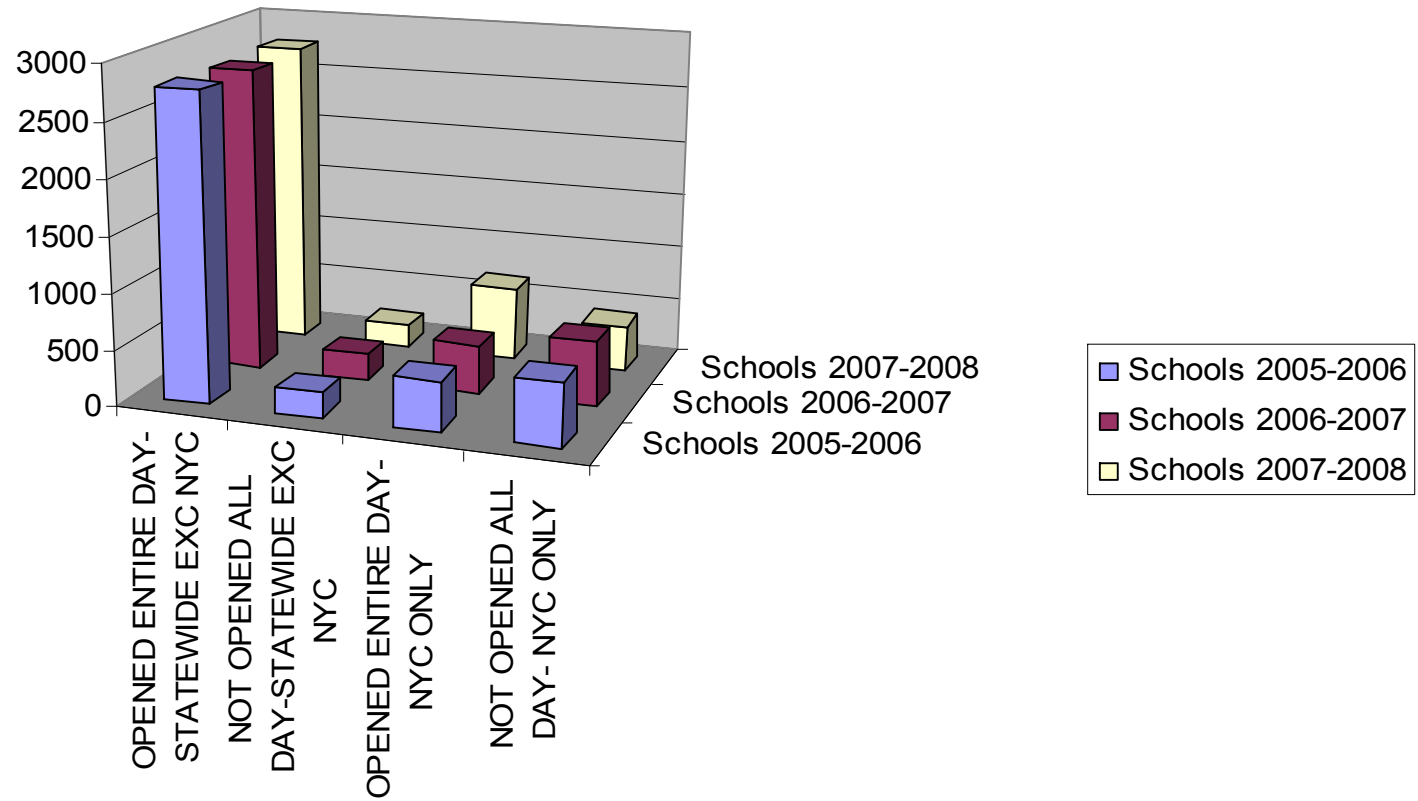
SCHOOLS WITH LMC OPENED ENTIRE DAY – STATEWIDE (2005-2008, Statewide, NY)

	2005-2006		2006-2007		2007-2008	
SCHOOL LMC OPENED ENTIRE DAY-STATEWIDE	Students	Schools	Students	Schools	Students	Schools
SCHOOL LMC OPENED ENTIRE DAY-STATEWIDE EXC NYC	1671108	2759	1639608	2748	1639478	2780
SCHOOL LMC NOT OPENED ALL DAY-STATEWIDE EXC NYC	79916	226	92512	236	70098	205
SCHOOL LMC OPENED ENTIRE DAY- NYC ONLY	380938	455	377353	442	538621	670
SCHOOL LMC NOT OPENED ALL DAY- NYC ONLY	413295	570	413740	596	267790	413

SCHOOL LMC OPENED ENTIRE DAY-STATEWIDE (by number of students)

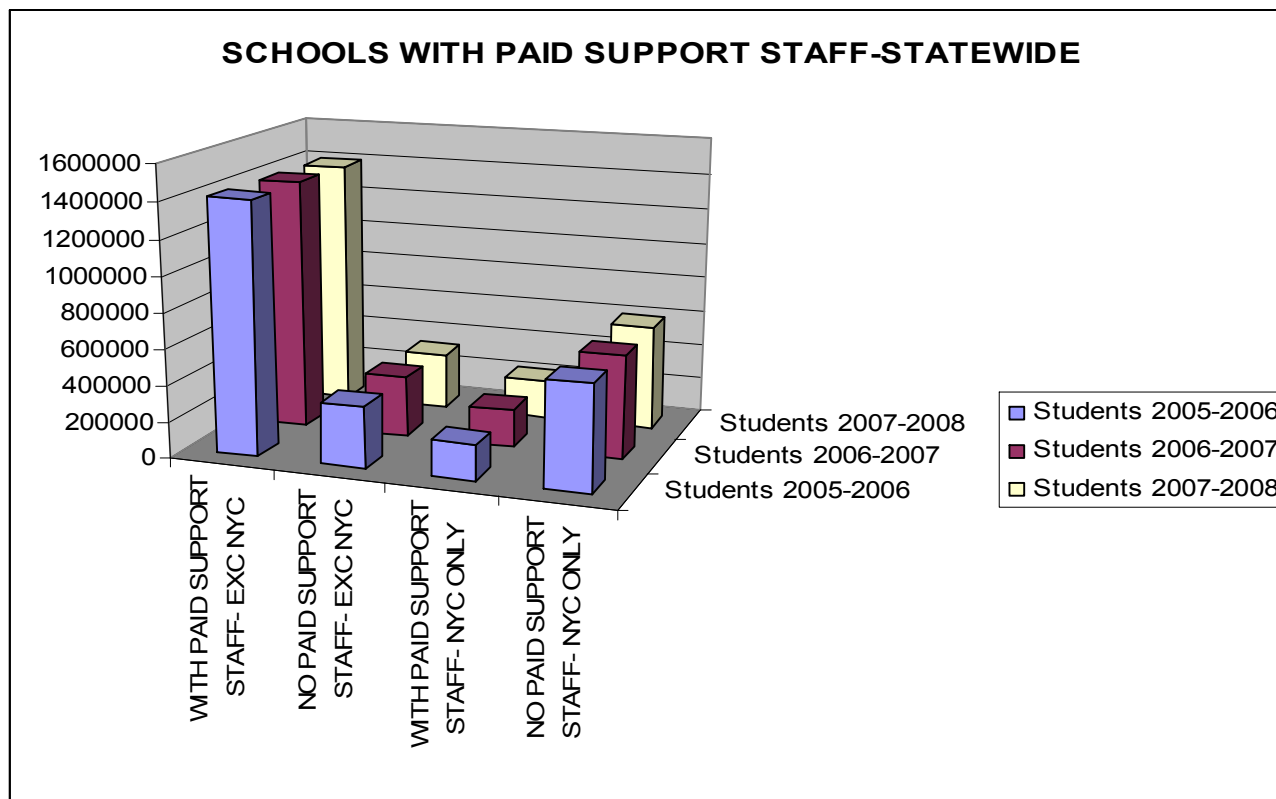


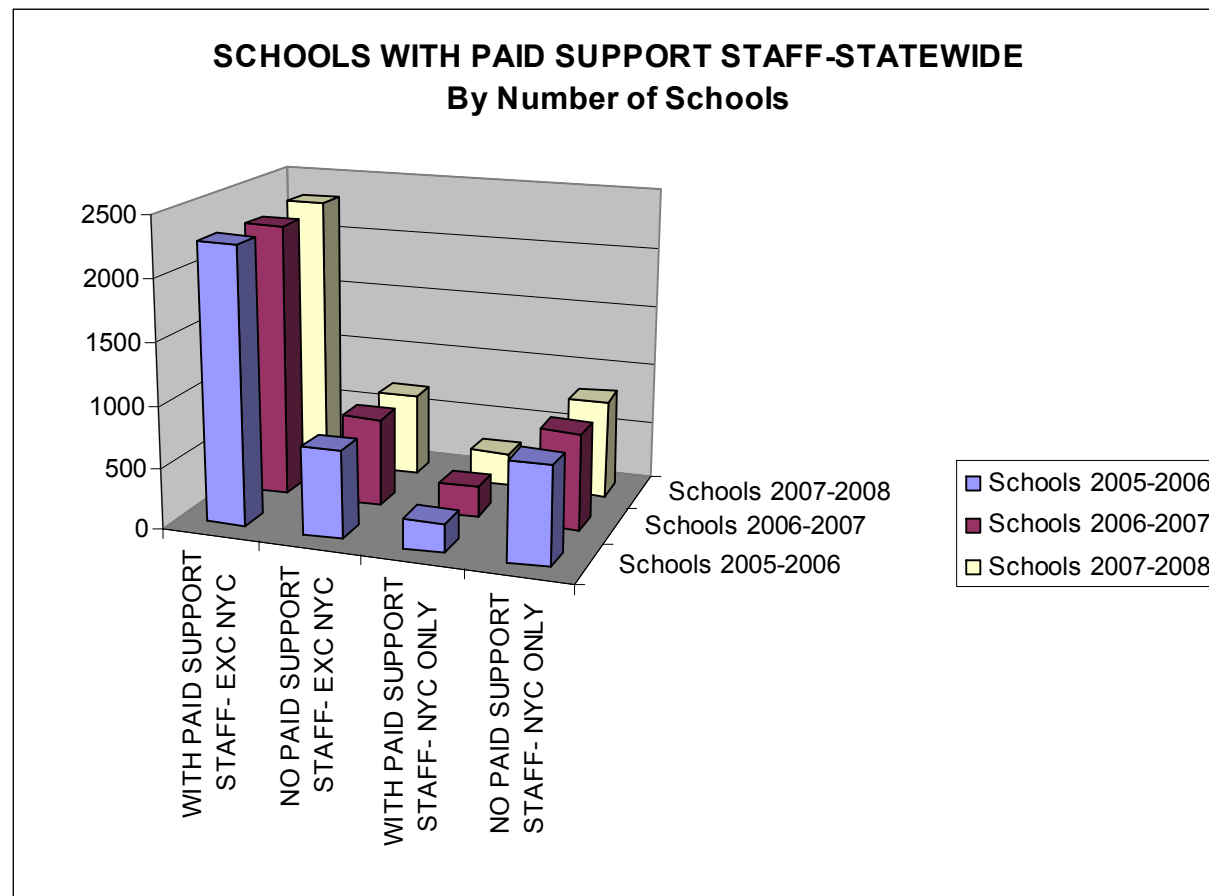
SCHOOL LMC OPENED ENTIRE DAY-STATEWIDE (by number of schools)



SCHOOLS WITH PAID LMC SUPPORT STAFF-STATEWIDE (2005-2008, Statewide, NY)

	2005-2006		2006-2007		2007-2008	
SCHOOLS WITH PAID SUPPORT STAFF-STATEWIDE	Students	Schools	Students	Schools	Students	Schools
SCHOOLS WITH PAID SUPPORT STAFF-STATEWIDE EXC NYC	1406719	2268	1403074	2259	1392988	2301
SCHOOLS WITH NO PAID SUPPORT STAFF-STATEWIDE EXC NYC	344305	717	339996	726	316913	685
SCHOOLS WITH PAID SUPPORT STAFF- NYC ONLY	201292	230	214539	250	216504	273
SCHOOLS WITH NO PAID SUPPORT STAFF- NYC ONLY	592941	795	580176	789	589907	810

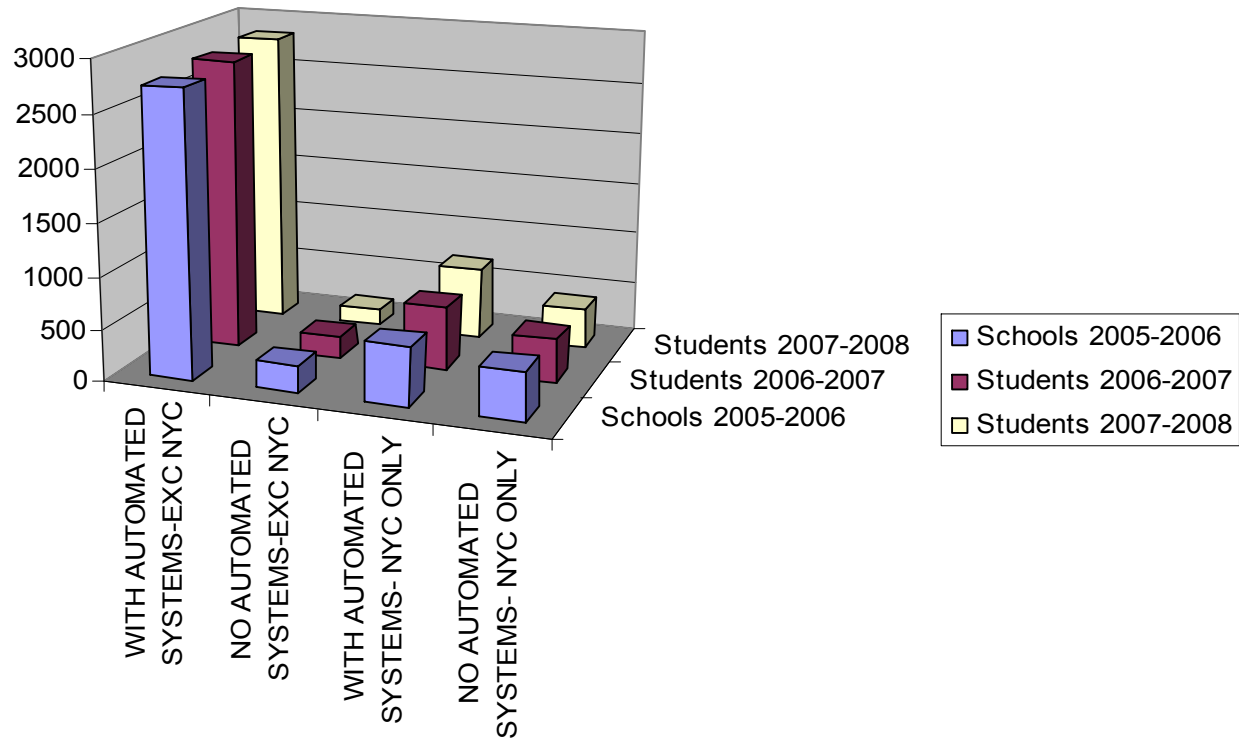




SCHOOLS WITH AUTOMATED LIBRARY SYSTEMS-STATEWIDE (2005-2008, Statewide, NY)

	2005-2006		2006-2007		2007-2008	
SCHOOLS WITH AUTOMATED SYSTEMS-STATEWIDE	Students	Schools	Students	Schools	Students	Schools
SCHOOLS WITH AUTOMATED SYSTEMS-STATEWIDE EXC NYC	1644103	2723	1650091	2786	1648823	2828
SCHOOLS WITH NO AUTOMATED SYSTEMS-STATEWIDE EXC NYC	106921	262	82023	198	61088	158
SCHOOLS WITH AUTOMATED SYSTEMS- NYC ONLY	494119	561	522697	612	563578	683
SCHOOLS WITH NO AUTOMATED SYSTEMS- NYC ONLY	300114	464	268396	426	242833	400

SCHOOLS WITH AUTOMATED SYSTEMS-STATEWIDE (by number of students)



SCHOOLS WITH AUTOMATED SYSTEMS-STATEWIDE (by number of schools)

